

CAMEROON



2016 IHP+ MONITORING ROUND National performance review

HOW TO READ THE COUNTRY PROFILE

All data presented on this visual aid are self-reported by the Ministry of Health (MoH), development partners (11 DPs out of 11 participated), civil society organisations (13 CSOs participated) and private sector representatives (0 PS participated) supporting the health sector. All data provided by DPs, CSOs and PS have in principle been validated by MoH.

The 8 Effective Development Cooperation (EDC) practices in health are captured in 4 commitments. The first three commitments present the performance of the government and DPs against 6 EDC practices. The last commitment also includes the opinion of the CSOs and PS on the EDC practices relevant to their engagement.

Where possible, trends in performance are documented over 4 monitoring rounds (2007, 2011, 2013 and 2015). When relevant, a comment relative to the EDC practice is provided in a text box.

For more detailed and disaggregated information on the data presented please visit www.internationalhealthpartnership.net/cameroon.



NATIONAL HEALTH EXPENDITURE

Total health expenditure per capita

\$59.00

Sources of national health expenditure

DOMESTIC
89%



PUBLIC
23%



11%
EXTERNAL

77%
PRIVATE

Source: WHO, National Health Accounts 2014

COMMITMENT

TO ESTABLISH STRONG HEALTH SECTOR STRATEGIES WHICH ARE JOINTLY ASSESSED, AND STRENGTHEN ACCOUNTABILITY



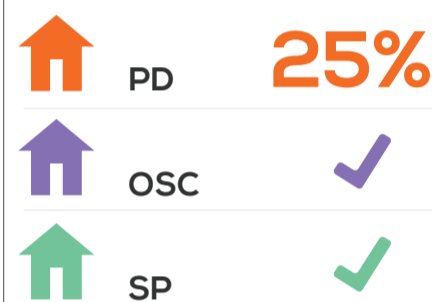
PARTNERS SUPPORT A SINGLE NATIONAL HEALTH STRATEGY

Alignment of support against the Health Sector Strategy



100% of participating DPs confirm they align their support with the national (or sub-national /sector) Health Sector Strategy.

Was the national health sector plan jointly assessed?



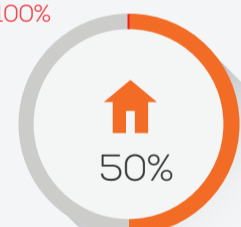
Stakeholders that supported the joint assessment



MUTUAL ACCOUNTABILITY IS STRENGTHENED

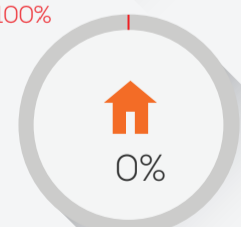
A national M&E plan for the National Health Strategy exists?

Target 100%



50% of participating DPs only use national health sector indicators to monitor their support.

Target 100%



0% of participating DPs confirm they participated in the mutual accountability processes

Very few partners have participated in the IHP + monitoring.

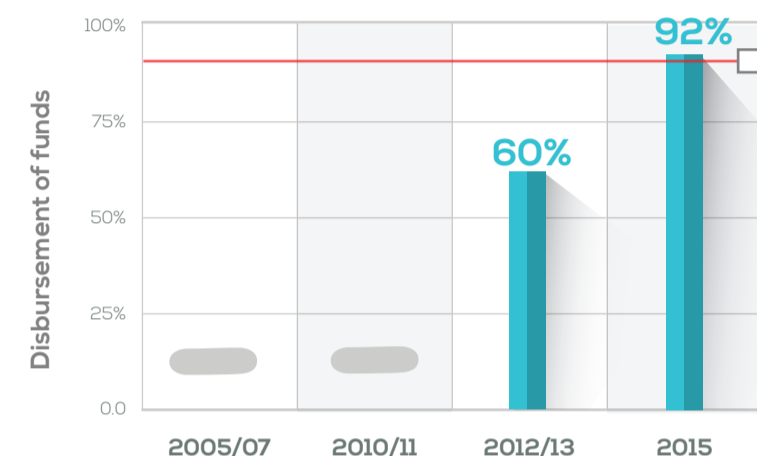
COMMITMENT

TO IMPROVE THE FINANCING, PREDICTABILITY AND FINANCIAL MANAGEMENT OF THE HEALTH SECTOR

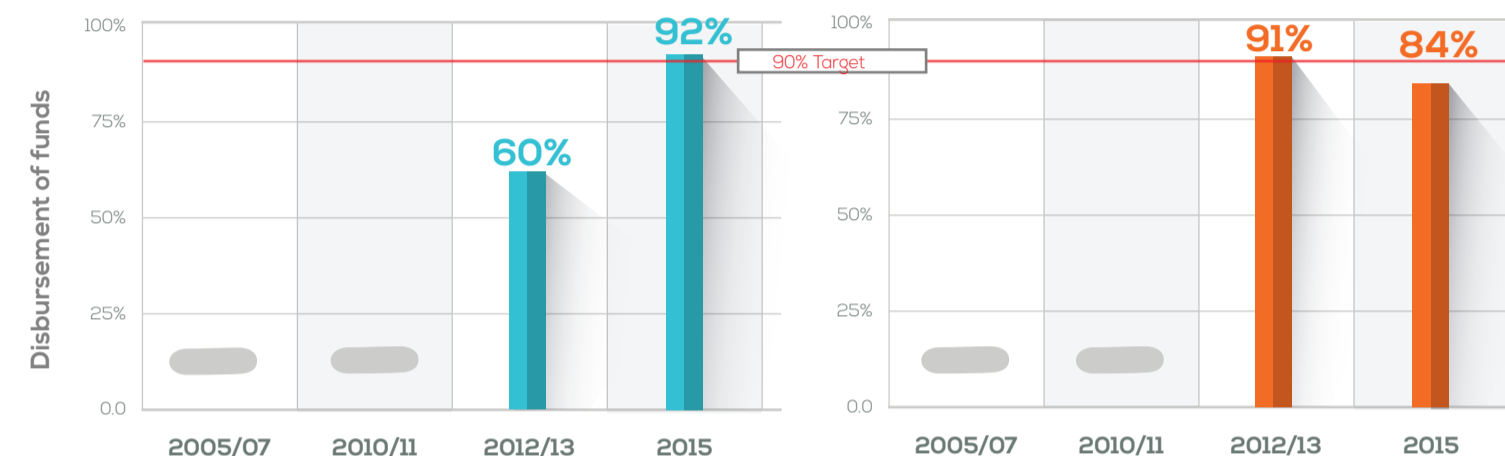


HEALTH DEVELOPMENT COOPERATION IS MORE PREDICTABLE

Government funds disbursed according to agreed schedules




DP funds disbursed to the government according to agreed schedules



Predictability of funds for the future

Rolling 3 year budget or Mid-Term Expenditure Framework in place:

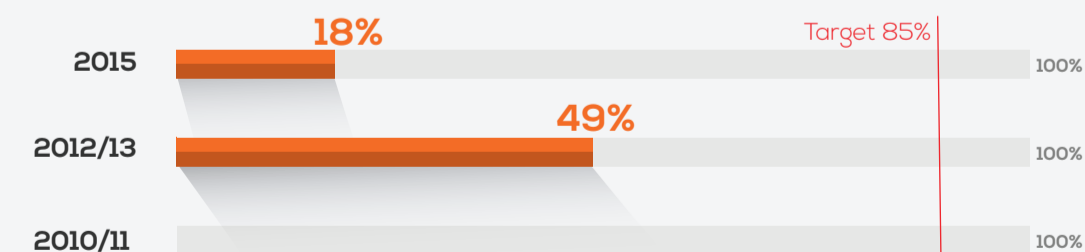


25% of participating DPs have communicated their planned resources for the next 3 years to the MoH.



HEALTH AID IS ON BUDGET

% of DP funds reported on budget



Data as reported by DPs. According to MOH data only 30% of the funds are recorded in the budget.

LEGEND

Data colour codes



Government



Private Sector



Development Partners



Civil Society

Symbols



Yes



Did not participate in monitoring round



No



Unknown or not applicable

2016 IHP+ MONITORING ROUND

ihp+
results

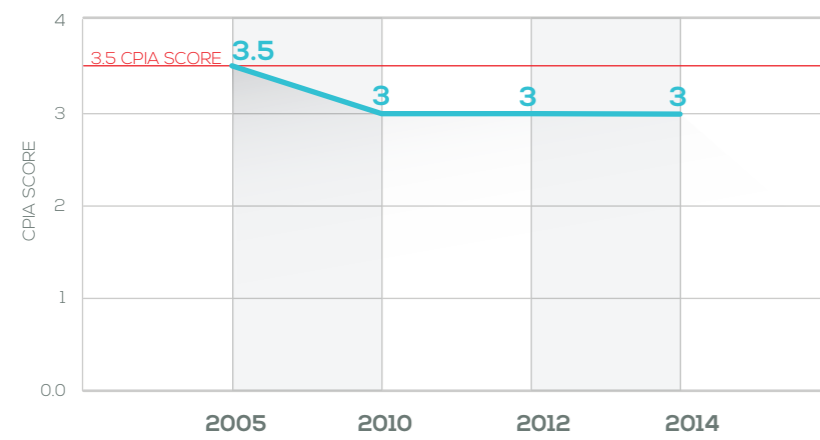
COMMITMENT

TO ESTABLISH, STRENGTHEN AND USE COUNTRY SYSTEMS

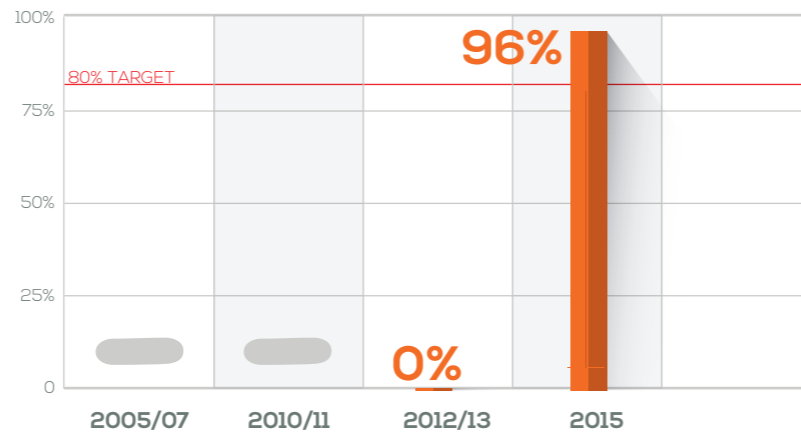


PUBLIC FINANCIAL MANAGEMENT (PFM) SYSTEMS ARE STRENGTHENED AND USED

Are PFM systems of sufficiently good quality?



Percentage of DP funds using PFM systems



Source: World Bank, CPIA data 2014

50%

50% of participating DPs confirm that sufficient support on PFM systems strengthening and capacity building is in place.

Data obtained from 3 DPs (Global Fund, WHO and World Bank): use of the PFM system is considered a positive and encouraging development.



PROCUREMENT AND SUPPLY SYSTEMS ARE STRENGTHENED AND USED

A government plan for national procurement and supply exist ?



75% of participating DPs use the national procurement and supply systems.

50%

50% of participating DPs confirm that sufficient support on procurement or supply systems strengthening and capacity building is in place.



TECHNICAL SUPPORT IS COORDINATED AND SOUTH-SOUTH COOPERATION SUPPORTS LEARNING

An agreed national TA plan exists?



25% of participating DPs provide TA in line with the national plan.

Does the Ministry of Health benefit from south-south cooperation?

TOUJOURS



100% of participating DPs support South-South cooperation.

COMMITMENT

TO CREATE AN ENABLING ENVIRONMENT FOR CIVIL SOCIETY ORGANISATIONS AND PRIVATE SECTOR PARTICIPATION IN THE HEALTH SECTOR



CIVIL SOCIETY ORGANISATIONS ENGAGEMENT

What space does the **government** provide for CSOs to effectively participate in health sector policy, planning and monitoring? (Sources: Government qualitative survey and CSO online survey)



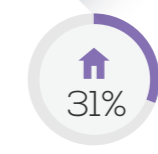
Government consults CSOs in the design, implementation or monitoring of national health policies



85% of CSOs confirm they are consulted



Government provides financial resources



31% of CSOs receive financial resources



Government provides training support



46% of CSOs receive training support

How effectively is the participation of CSOs in national health policy processes supported by **development partners**? (Sources: DP qualitative surveys and CSO online survey)



75% of DPs consult CSOs when developing their cooperation programme



73% of CSOs confirm they are consulted



75% of DPs provide financial resources



60% of CSOs receive financial resources



100% of DPs provide technical assistance



60% of CSOs receive technical assistance



PRIVATE SECTOR ENGAGEMENT



It seems difficult to engage the private sector in public health activities.



<http://www.ihplusresults.net/cameroon>