

# MALI



## 2016 IHP+ MONITORING ROUND National performance review

### HOW TO READ THE COUNTRY PROFILE

All data presented on this visual aid are self-reported by the Ministry of Health (MoH), development partners (11 DPs out of 15 participated), civil society organisations (17 CSOs participated) and private sector representatives (8 PS participated) supporting the health sector. All data provided by DPs, CSOs and PS have in principle been validated by MoH.

The 8 Effective Development Cooperation (EDC) practices in health are captured in 4 commitments. The first three commitments present the performance of the government and DPs against 6 EDC practices. The last commitment also includes the opinion of the CSOs and PS on the EDC practices relevant to their engagement.

Where possible, trends in performance are documented over 4 monitoring rounds (2007, 2011, 2013 and 2015). When relevant, a comment relative to the EDC practice is provided in a text box.

For more detailed and disaggregated information on the data presented please visit [www.internationalhealthpartnership.net/mali](http://www.internationalhealthpartnership.net/mali).



### NATIONAL HEALTH EXPENDITURE

Total health expenditure per capita

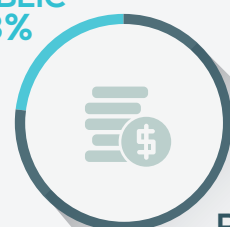
**\$48.00**

Sources of national health expenditure

DOMESTIC  
72%



PUBLIC  
23%



28%  
EXTERNAL

77%  
PRIVATE

Source: WHO, National Health Accounts 2014

## COMMITMENT

TO ESTABLISH STRONG HEALTH SECTOR STRATEGIES WHICH ARE JOINTLY ASSESSED, AND STRENGTHEN ACCOUNTABILITY



### PARTNERS SUPPORT A SINGLE NATIONAL HEALTH STRATEGY

#### Alignment of support against the Health Sector Strategy



100% of participating DPs confirm they align their support with the national (or sub-national /sector) Health Sector Strategy.

Was the national health sector plan jointly assessed?



PD

30%



OSC



SP



Stakeholders that supported the joint assessment

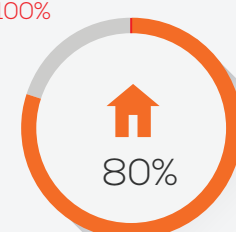
There seems to be a different understanding of the joint review. Some refer to periodic reviews organised by the Ministry of Health, others understand the joint review in terms of application of the JANS methodology.



### MUTUAL ACCOUNTABILITY IS STRENGTHENED

A national M&E plan for the National Health Strategy exists?

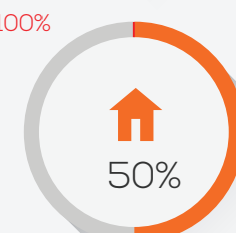
Target 100%



80%

80% of participating DPs only use national health sector indicators to monitor their support.

Target 100%



50%

50% of participating DPs confirm they participated in the mutual accountability processes

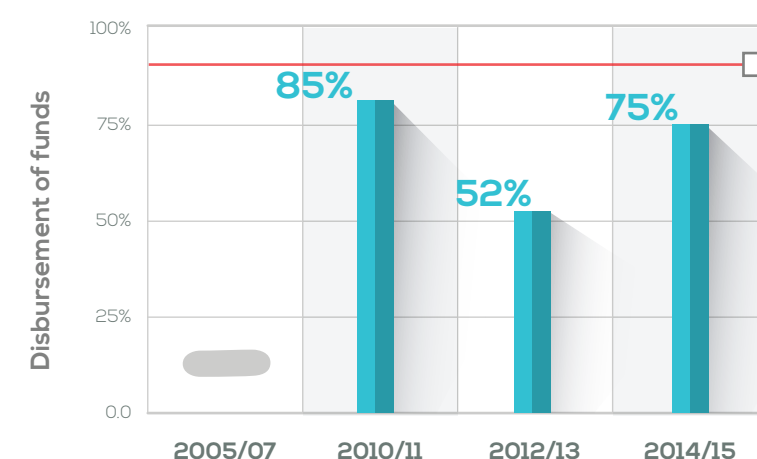
## COMMITMENT

TO IMPROVE THE FINANCING, PREDICTABILITY AND FINANCIAL MANAGEMENT OF THE HEALTH SECTOR

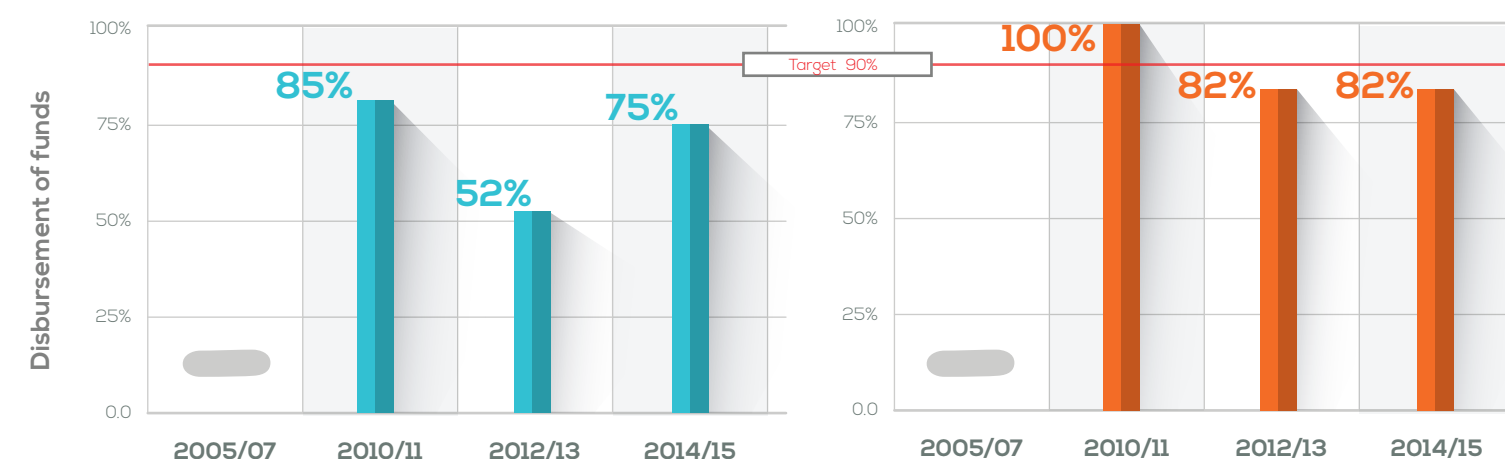


### HEALTH DEVELOPMENT COOPERATION IS MORE PREDICTABLE

#### Government funds disbursed according to agreed schedules



#### DP funds disbursed to the government according to agreed schedules



#### Predictability of funds for the future

Rolling 3 year budget or Mid-Term Expenditure Framework in place:

2005/07 2010/11 2012/13 2014/2015

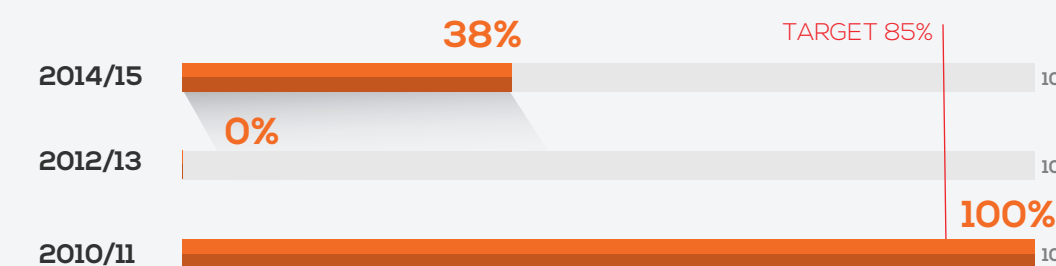


20% of participating DPs have communicated their planned resources for the next 3 years to the MoH.



### HEALTH AID IS ON BUDGET

% of DP funds reported on budget



Following the crisis of 2012, DPs suspended aid to the government. Funds have been redirected to NGOs.

### LEGEND

Data colour codes



Government



Private Sector



Development Partners




Civil Society

Symbols



Yes



Did not participate in monitoring round



No



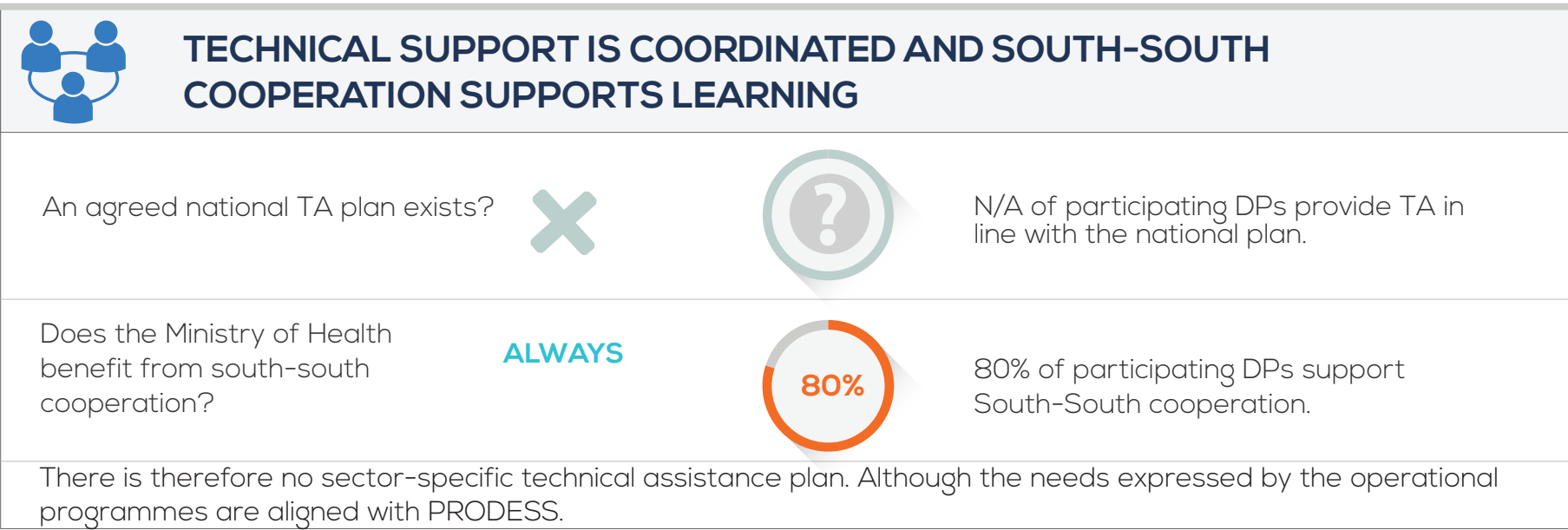
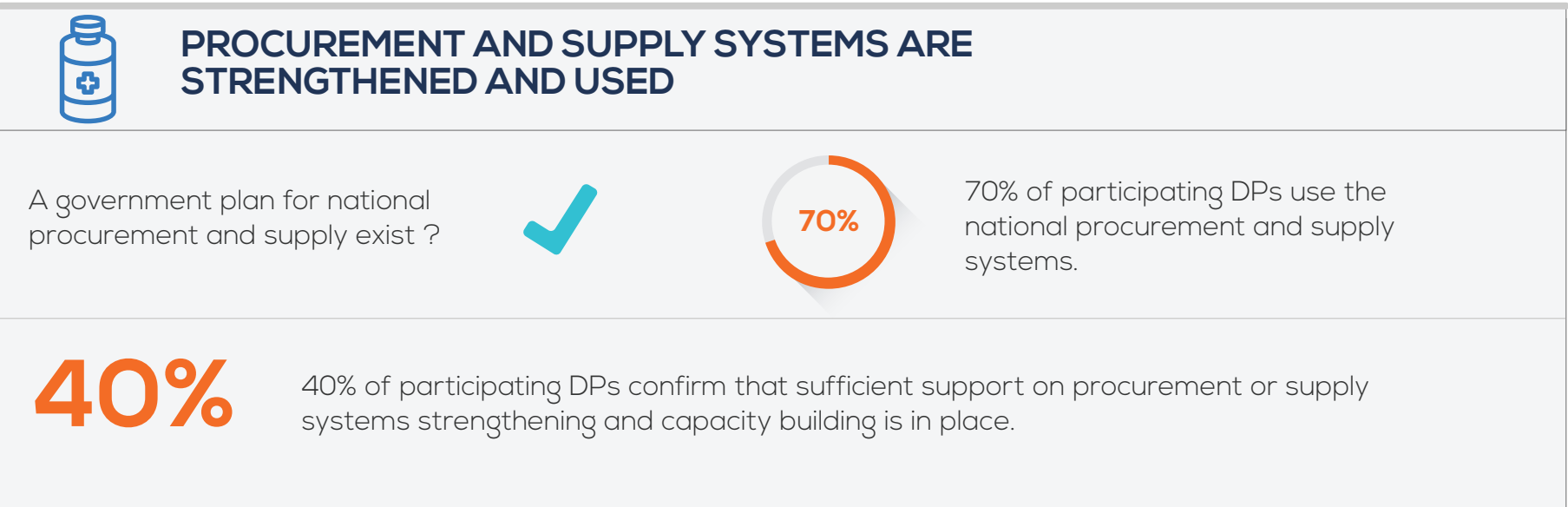
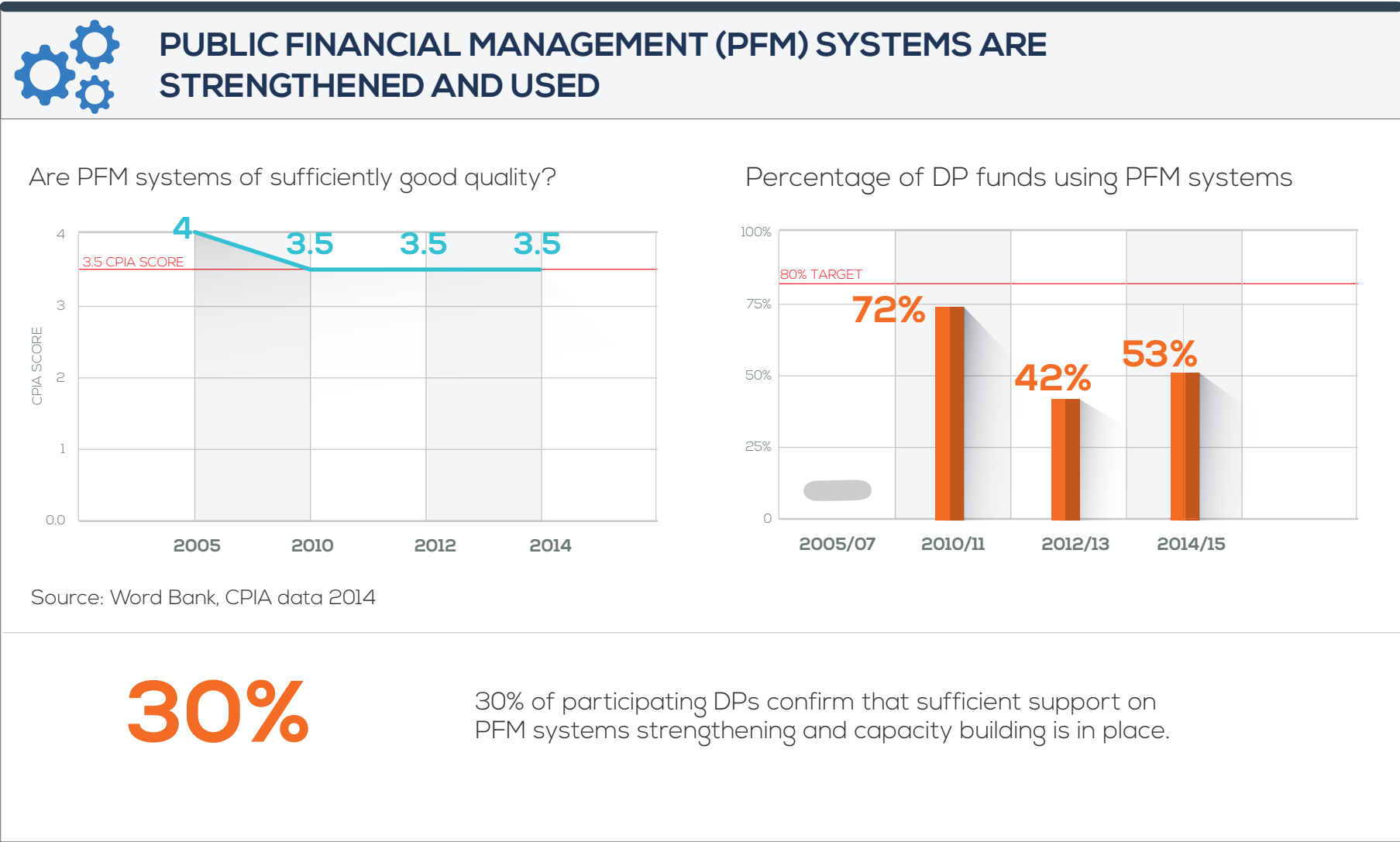
Unknown or not applicable

2016 IHP+ MONITORING ROUND

ihp results

# COMMITMENT

TO ESTABLISH, STRENGTHEN AND USE COUNTRY SYSTEMS



# COMMITMENT

TO CREATE AN ENABLING ENVIRONMENT FOR CIVIL SOCIETY ORGANISATIONS AND PRIVATE SECTOR PARTICIPATION IN THE HEALTH SECTOR

