

GUINEA BISSAU



2016 IHP+ MONITORING ROUND National performance review

HOW TO READ THE COUNTRY PROFILE

All data presented on this visual aid are self-reported by the Ministry of Health (MoH), development partners (6 DPs out of 12 participated), civil society organisations (13 CSOs participated) and private sector representatives (9 PS participated) supporting the health sector. All data provided by DPs, CSOs and PS have in principle been validated by MoH.

The 8 Effective Development Cooperation (EDC) practices in health are captured in 4 commitments. The first three commitments present the performance of the government and DPs against 6 EDC practices. The last commitment also includes the opinion of the CSOs and PS on the EDC practices relevant to their engagement.

Where possible, trends in performance are documented over 4 monitoring rounds (2007, 2011, 2013 and 2015). When relevant, a comment relative to the EDC practice is provided in a text box.

For more detailed and disaggregated information on the data presented please visit www.internationalhealthpartnership.net/guineabissau.



NATIONAL HEALTH EXPENDITURE

Total health expenditure per capita

\$37.28

Sources of national health expenditure

DOMESTIC
75%

PUBLIC
20%



25%
EXTERNAL



80%
PRIVATE

Source: WHO, National Health Accounts 2014

COMMITMENT

TO ESTABLISH STRONG HEALTH SECTOR STRATEGIES WHICH ARE JOINTLY ASSESSED, AND STRENGTHEN ACCOUNTABILITY



PARTNERS SUPPORT A SINGLE NATIONAL HEALTH STRATEGY

Alignment of support against the Health Sector Strategy



100% of participating DPs confirm they align their support with the national (or sub-national /sector) Health Sector Strategy.

Was the national health sector plan jointly assessed?



DP

0%



CSO

X



PS

X

Stakeholders that supported the joint assessment

There are no mechanisms in place to conduct a joint assessment of the national health sector plan..

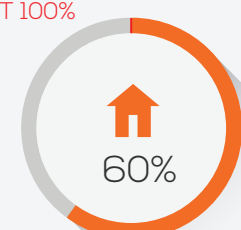


MUTUAL ACCOUNTABILITY IS STRENGTHENED

A national M&E plan for the National Health Strategy exists?

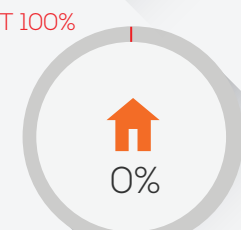


TARGET 100%



60% of participating DPs only use national health sector indicators to monitor their support.

TARGET 100%



0% of participating DPs confirm they participated in the mutual accountability processes

No regular procedures are in place to encourage mutual accountability.

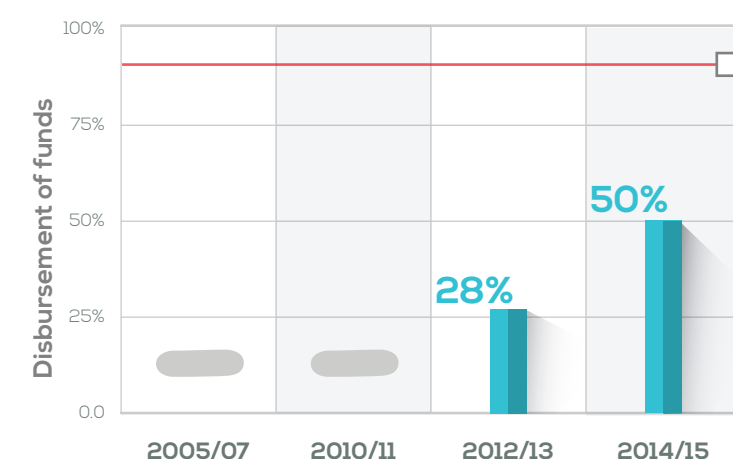
COMMITMENT

TO IMPROVE THE FINANCING, PREDICTABILITY AND FINANCIAL MANAGEMENT OF THE HEALTH SECTOR

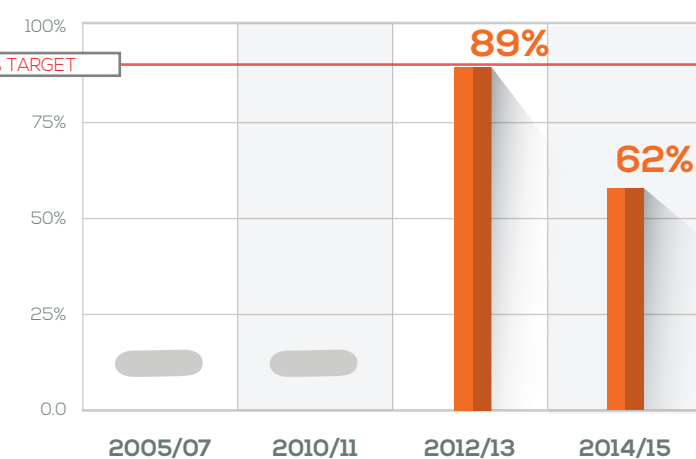


HEALTH DEVELOPMENT COOPERATION IS MORE PREDICTABLE

Government funds disbursed according to agreed schedules




DP funds disbursed to the government according to agreed schedules




Predictability of funds for the future

Rolling 3 year budget or Mid-Term Expenditure Framework in place:



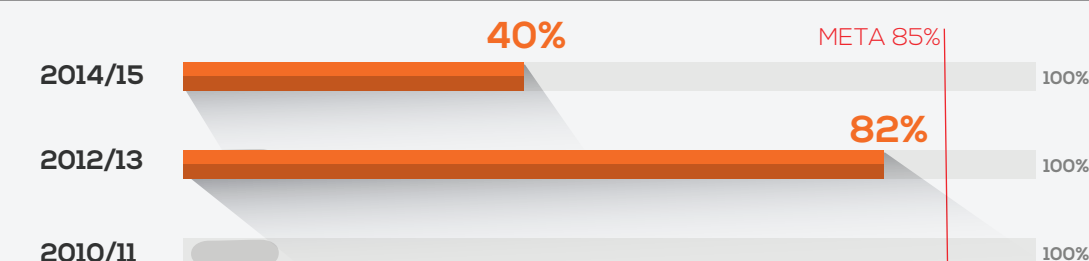
20% of participating DPs have communicated their planned resources for the next 3 years to the MoH.

Only UNICEF has reported the planned resources for the next 3 years; WHO, GAVI and Global Fund have reported it for 2 years. This is due to the lack of a coordination mechanism.



HEALTH AID IS ON BUDGET

% of DP funds reported on budget



The DPs and the MoH have no information regarding the resources that are recorded in the government's national budget.

LEGEND

Data colour codes



Government



Private Sector



Development Partners




Civil Society

Symbols



Yes



Did not participate in monitoring round



No



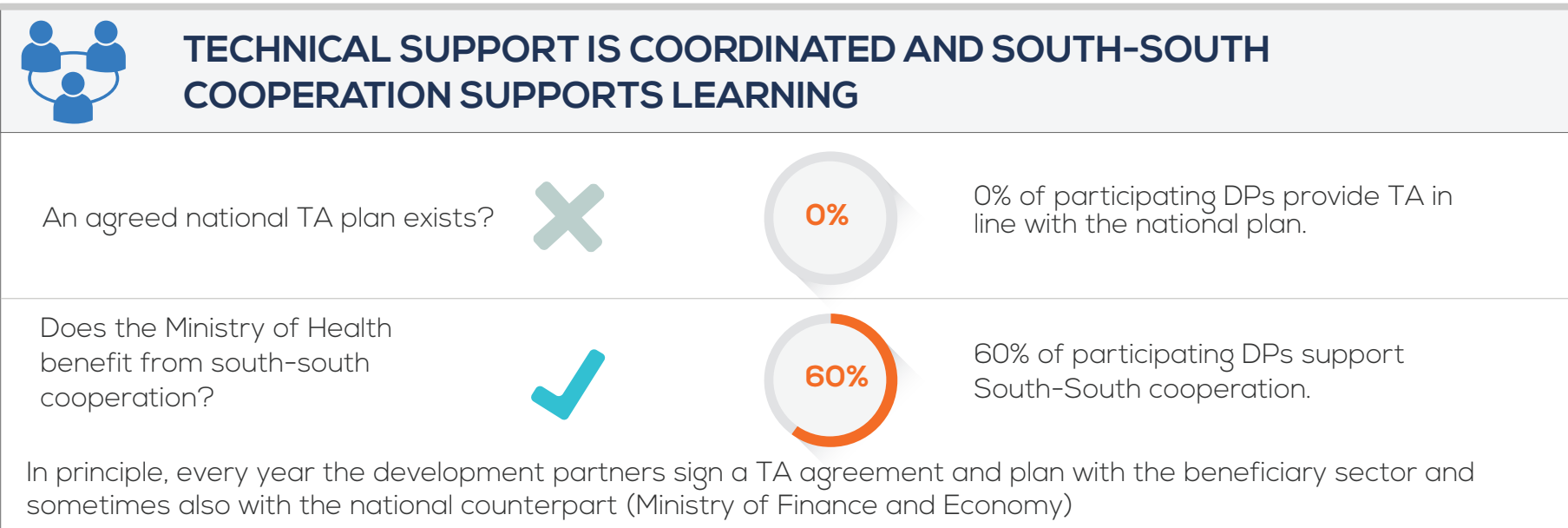
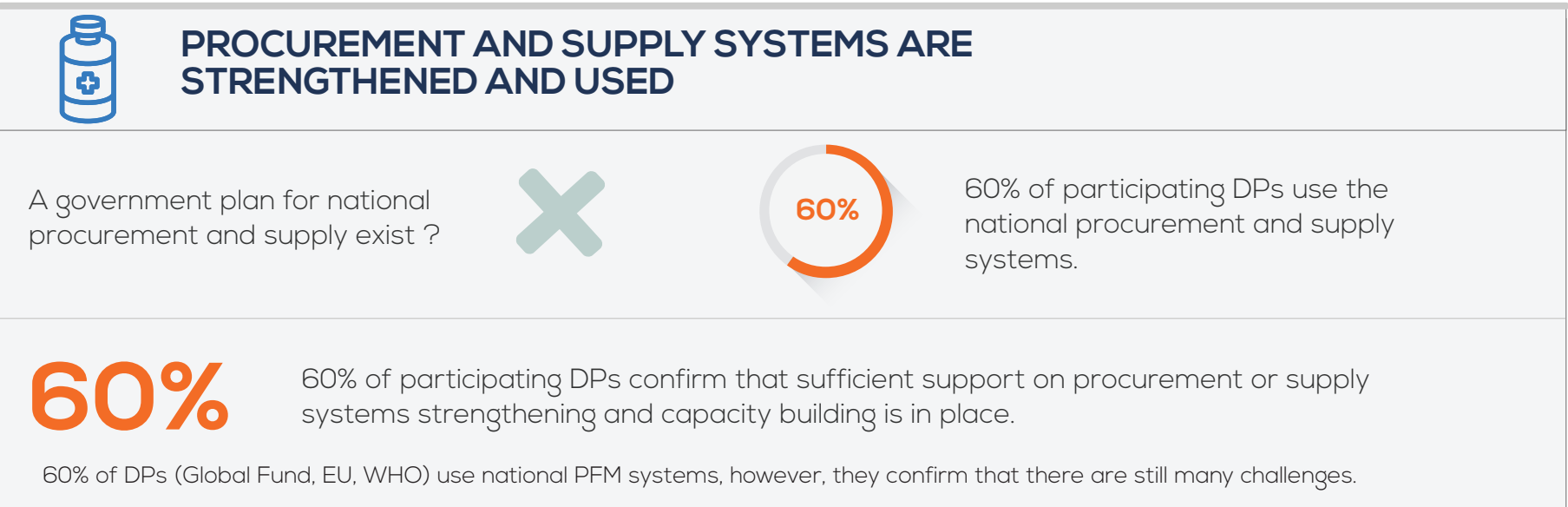
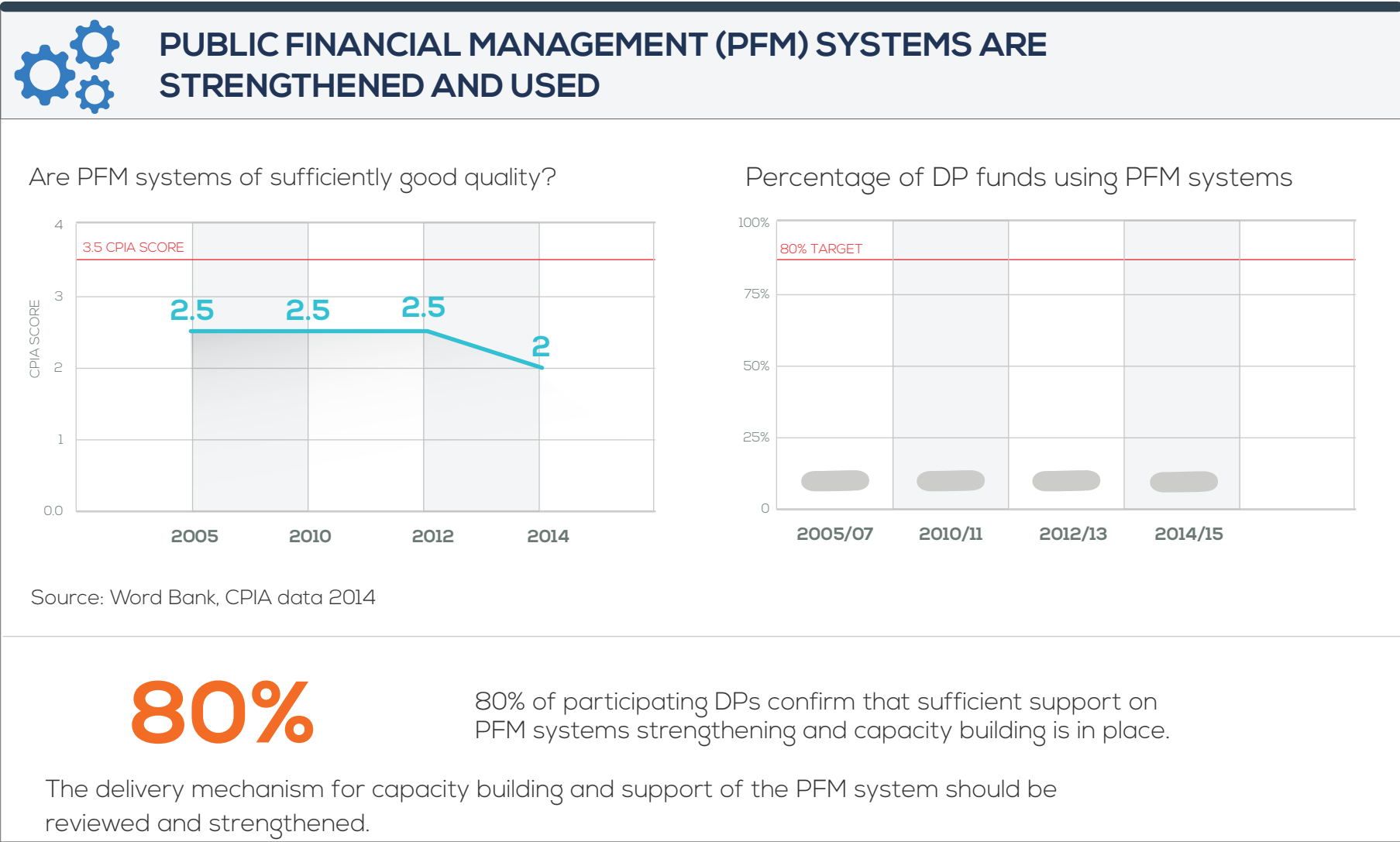
Unknown or not applicable

2016 IHP+ MONITORING ROUND

ihp results

COMMITMENT

TO ESTABLISH, STRENGTHEN AND USE COUNTRY SYSTEMS



COMMITMENT

TO CREATE AN ENABLING ENVIRONMENT FOR CIVIL SOCIETY ORGANISATIONS AND PRIVATE SECTOR PARTICIPATION IN THE HEALTH SECTOR

